


SSP



QUICK < REFERENCE > GUIDE





At SSP, we are proud to be an American manufacturing success story.

100% of our products are made in America.

All of our manufacturing is performed in our 165,000 sq. ft. facility located near Cleveland, Ohio. Our facility is the largest vertically integrated, single-site operation in the industry. In addition to manufacturing and assembly, we have closed die forging, tool & die design, product development and testing operations under the same roof with the customer service and executive teams.

Made in America is good business.

Not only do we make everything in America, we use American suppliers too. Buying American allows us to have better quality control and a more reliable supply chain. We can work more closely within our walls and with our suppliers to improve quality, reduce costs, and shorten lead times, which means faster service and better products for you.

Support where it counts. SSP products and services are supported by more than 4000 people and 350 distributor locations around the globe. For a distributor near you, contact SSP Customer Service or visit www.mySSP.com

Valves

Note: This publication contains standard product information. For more options, see the full catalog for each product, contact your local SSP distributor or SSP Customer Service.

Locked Bonnet Needle Valves LN and HLN Series

M.A.W.P.

> 10,000 psig (689 bar)

Temperature

> -100 to 1200°F (-73 to 648°C)

Flow Coefficient

> Up to 2.18

Materials

> Body: 316 SS, Alloy 400, Alloy C-276

> Packing: PTFE, PEEK, Grafoil

> Stems: Vee, Soft-Seal, Regulating, Metering

End Connections

> 1/8 to 1 in. TF, NPT, BSPT, SAE, SW (6 to 12 mm TF only)



Rising Plug Needle Valves LP Series

M.A.W.P.

> 6000 psig (413 bar)

Temperature

> -65 to 600°F (-53 to 315°C)

Materials

> Body: 316 SS, Alloy 400

> Packing: PTFE, PEEK

> Seat: Acetyl, PEEK, PFA

End Connection

> Sizes: 1/4, 1/2 and 3/4 in. inlet;
1/4 & 1/2 in outlet

> Types: NPT



Needle Gauge Valves LNG Series

M.A.W.P.

> 6000 psig (413 bar)

Temperature

> -100 to 1200°F (-73 to 648°C)

Materials

> Body: 316 SS, Alloy 400, Alloy C-276

> Packing: PTFE, PEEK, Flexible Graphite

> Stems: V, Soft-Seal, Regulating, Metering

End Connection

> Sizes: 1/4, 1/2 and 3/4 in. inlet;
1/4 & 1/2 in outlet

> Types: NPT, Tube Socket Weld



Integral Bonnet Needle Valves 100 & 600 Series

M.A.W.P.

> 6,000 psig (413 bar)

Temperature Range

> -40°F to 600°F (-40°C to 315°C)

Materials

> Body: 316 SS, Brass

> Packing: PTFE, PEEK

> Stems: 316 SS, PCTFE

End Connection Sizes

> 1/8 to 1/2 in. (6 to 12 mm TF)


Options:

> Tee and knurled handles



Metering Valves 500 Series

- M.A.W.P.**
 › 6,000 psig (413 bar)
Temperature
 › -40°F to 600°F (-40°C to 315°C)
Materials
 › Body: 316 SS, Brass
 › Stems: 10°, 2° (optional)
 › Packing: PTFE, PEEK
End Connections
 › Size: 1/8 to 1/2 in. (6 to 12 mm TF)
 › Type: Tube fitting, NPT, BSPT
Orifice Sizes: 0.047 to 0.375 in.



Encapsulated Ball Valves EB Series

- M.A.W.P.**
 › 3000 psig (206 bar)
Temperature
 › -65 to 300°F (-53 to 148°C)
Materials
 › Body: 316 SS, Alloy 400, Alloy C-276, Brass
 › Seat: PTFE
End Connections
 › Sizes: 1/16 to 3/4 in. (3 to 12 mm)
 › Types: Tube Fitting, NPT, BSPT
Options
 › Actuators, locking, colored handles, vents



Toggle Valve 200 Series

- M.A.W.P.**
 › 200 psig (13.8 bar)
Temperature Range
 › -20°F to 200°F (-28°C to 93°C)
Materials
 › 316 SS, Brass
End Connection Sizes
 › 1/8 to 3/8 in.
Options:
 › Pneumatic Actuation, Colored Handles, Anti-Lock Handles




Multipurpose Ball Valves FB Series

- M.A.W.P.**
 › 6000 psig (413 bar)
Temperature
 › -40 to 400°F (-40 to 206°C)
Materials
 › Body: 316 SS; Alloy 400, Alloy C-276
 › Seat: PEEK and PTFE
 › Seals: FKM, Low-Temp Nitrile, FFKM
End Connections
 › Sizes: 1/4 to 1 in. (6 to 16 mm TF only)
 › Types: Tube Fitting, NPT, BSPT, ORFS
Options
 › Actuators, locking devices, colored handles



Bleed Valves BV Series

- M.A.W.P.**
 › 10,000 psig (689 bar)
Temperature Range
 › -65 to 850° F (-53 to 454°C)
Materials
 › 316 SS, Alloy 400
End Connections
 › Sizes: 1/8 to 1/2 in.
 › Types: Male NPT and BSPT
Options
 › Tee handle, tube stub and barbed vents



Trunnion Ball Valves TB Series

- M.A.W.P.**
 › 10,000 psig (689 bar) though all ports
Temperature Range
 › -40°F to 450°F (-40°C to 232°C)
Materials
 › Body: 316 SS, Alloy 400
 › Seats: PCTFE, PEEK
End Connections
 › Types: Tube Fitting, FNPT, BSPT, SAE
 › Sizes: 1/8 to 1/2 (6 to 12 mm tube fitting)
Options
 › 2-way and 3-way valves
 › Locking device, actuators, colored handles



Purge Valve 4900 Series

- M.A.W.P.**
 › 6,000 psig (413 bar)
Temperature Range
 › -65°F to 600°F (-54°C to 315°C)
Materials
 › 316 SS, Brass
End Connection
 › Sizes 1/8 to 1/2 in.
 › Types: Tube Fitting, Tube Stub, NPT, BSP, SAE
Options
 › PTFE poppet
 › Wide range of shapes, ends and sizes



Ball Valve, General Utility 300 Series

- M.A.W.P.**
 › 5,000 psig (345 bar)
Temperature Range
 › -40°F to 350°F (-40°C to 176°C)
Materials
 › Body: 316 SS, Brass
 › Seats: PCTFE, PTFE
End Connections
 › Sizes: 1/8 to 3/4 in. (6 to 12 mm TF only)
 › Types: Tube Fitting, NPT
Options
 › 2-way and 3-way valves
 › Mixed end size/type, locking devices



Plug Valves PV Series

- M.A.W.P.**
 › 3,000 psig (206 bar)
Temperature Range
 › -10°F to 400°F (-23°C to 204°C)
Materials
 › 316 SS, Brass
 › Seals: FKM, Nitrile, EPDM, Neoprene, Kalrez®
End Connections
 › Sizes: 1/8 to 1/2 in. (6 to 12 mm TF)
 › Types: Tube Fitting, NPT, BSPT
Options
 › Vented valves, locking devices



NEW!



Pneumatic Actuators

- EB, TB & FB Series Ball Valves
 › Normally Open, Normally Closed, Double Acting, Dual Acting
 › 90° and 180° actuation
Options & Accessories
 › Standard, High and Low Temperature
 › Solenoids, limit switches, and position sensors
 › Anodize Aluminum, Corrosion Resistant Coatings and Stainless Steel Housings.

NEW!

Proportional Relief Valves R-Series

- M.A.W.P.**
 › RH Series: 6,000 psig (413 bar)
 › RL Series: 300 psig (20.6 bar)
- Set Pressure**
 › RH Series: 6,000 psig (415 bar)
 › RL Series: 225 psig (15.5 bar)
- Temperature Range**
 › -40°F to 300°F (-40 to 148°C)
- Materials**
 › 316 SS
 › Seals: FKM, Nitrile, EPDM, FFKM
- End Connections**
 › Sizes: 1/4 & 1/2 in. (6, 8 & 12mm TF only)



Tools, Couplings & Filters



TurnPro Tools

- › Tube Benders
- › Tube Cutters
- › Ratchet Wrenches
- › Pre-Swaging Tools
- › Reaming & Deburring Tools
- › PTFE Thread Tape
- › Hydraulic Swaging Tools
- › Benchtop Coiled Tube Straightener
- › PTFE Thread Tape
- › Depth Marking Tools
- › Gap Gages
- › Tube Fitter's Bag

Check Valves CH Series

- M.A.W.P.**
 › 6,000 psig (413 bar)
- Temperature Range**
 › -40°F to 400°F (-40°C to 204°C)
- Cracking Pressure**
 › 1/3 to 25 psig (0.02 to 1.7 bar)
- Materials**
 › 316 SS, Alloy 400, Alloy C-276
 › Seals: FKM, Nitrile, EPDM, Kalrez®
- End Connections**
 › Sizes: 1/8 to 1 in. (6 to 12mm TF only)
 › Types: Tube Fitting, NPT, BSPT



Check Valves CP/CPA Series

- M.A.W.P.**
 › 3,000 psig (206 bar)
- Temperature Range**
 › -50° to 375° F (-45 to 190°C)
- Cracking Pressure**
 › Fixed 1/3 to 25 psig (0.2 to 1.7 bar)
 › Adjustable: 3 to 600 (0.2 to 41.3)
- Materials**
 › Body: 316 SS, Brass
 › Seals: FKM, Nitrile, EPDM, Kalrez®
- End Connection**
 › Sizes: 1/4 to 1/2 in.
 › Types: NPT, BSPT



Quick Connects QF Series

- M.A.W.P.**
 › 6,000psig (413 bar)
- Temperature Range**
 › -40°F to 400°F (-40°C to 204°C)
- Materials**
 › Body: 316 SS, Brass
 › Seals: FKM, Nitrile, EP
- End Connections**
 › Sizes: 1/4 to 1 in.
 6mm (Tube Fitting Only)
 › Types: Tube Fitting, NPT, BSPT, BSPP



Ball Check Valve 4000 Series

- M.A.W.P.**
 › 6,000 psig (413 bar)
- Temperature Range**
 › -15°F to 350°F (-26°C to 176°C)
- Cracking Pressure**
 › 1/3 to 50 psig (0.2 to 3.4 bar)
- Materials**
 › Body: 316 SS, Alloy 400, Brass
 › Seals: FKM, Nitrile
- End Connection**
 › Sizes: 1/8 to 1/2 in.
 › Types: Tube Fitting, NPT, BSPT



Quick Connectors QC Series

- M.A.W.P.**
 › 3,000 psig (206 bar)
- Temperature Range**
 › -40°F to 400°F (-40°C to 204°C)
- Materials**
 › Body: 316 SS, Brass
 › Seals: FKM, Nitrile, FFKM
- End Connections**
 › Sizes: 1/ 4 to 1/2 in.
 › Types: Tube Fitting, NPT
- Options**
 › Colored Key, Caps, Layards,
 Bulkhead bodies



NEW!

Lift Check Valve LC Series

- M.A.W.P.**
 › 6,000 psig (413 bar)
- Temperature Range**
 › -100°F to 900°F (-73°C to 482°C)
- Materials**
 › Body: 316 SS, Alloy 400
- End Connection**
 › Sizes: 1/8 to 3/4 in. (6 to 12 mm TF)
 › Types: Tube Fitting, NPT, BSP,
 Tube Socket Weld



Inline and Tee Filter 3100 & 3000 Series

- M.A.W.P.**
 › 5,000 psig (345 bar)
- Temperature Range**
 › -20°F to 350°F (-28°C to 176°C)
- Materials**
 › 316 SS, Brass
- End Connections**
 › Sizes: 1/8 to 1/2 in. (6 to 12 mm TF)
 › Types: Tube Fitting, NPT
- Filter Sizes**
 › Sintered: 1 to 200µm
 › Mesh: 140 & 400µm



Tube & Pipe Fittings

Tubing & Hose

Note: This publication contains standard product information. For more options, see the full catalog for each product, contact your local SSP distributor or SSP Customer Service.


Duolok® Double Ferrule Fittings

- M.A.W.P.**
› 12,100 psig (834 bar) at 100°F (38°C)
- Temperature Range**
› -325°F to 1200°F (-198°C to 648°C)
- Materials**
› 316 SS, brass, carbon steel,
Alloy 400, Alloy C-276
- Sizes**
› 1/16 to 2 in. (3mm-25mm)



Seamless 316/316L Stainless Steel Tubing

- Sizes**
› 1/4 to 1 in. OD (6 to 25 mm OD)
› 0.035 to 0.134 (1 to 2.5 mm)
wall thicknesses
- Features**
› Working pressures printed on the tube
› Capped ends: cleanliness & protection
› Hardness < 80 Rockwell
› Fully traceable – MTRs available



Unilok® Single Ferrule Fittings

- M.A.W.P.**
› 12,100 psig (834 bar) at 100°F (38°C)
- Temperature Range**
› -325°F to 1200°F (-198°C to 648°C)
- Materials**
› 316 SS, brass, carbon steel,
Alloy 400, Alloy C-276
- Sizes**
› 1/16 to 1 in.



Seamless 316/316L Coiled Tubing

- Sizes**
› 1/4 to 1/2 in. OD
› 0.035 to 0.065 wall thicknesses
› Lengths up to 2300 ft.
- Features**
› OD Tolerance: +0.005/-0.000 in.
› Corrosion Resistance: > 2.5%
Molybdenum
› Straightening tools available



Griplok® Dual Ferrule Fittings

- M.A.W.P.**
› 12,100 psig (834 bar) at 100°F (38°C)
- Temperature Range**
› -325°F to 1200°F (-198°C to 648°C)
- Materials**
› 316 SS, brass
- Sizes**
› 1/16 to 1 in.



For additional information and catalogs please visit

myssp.com/product-information/catalogs

TruFit® Pipe, Weld and Adapter Fittings

- M.A.W.P.**
› 10,000 psig (690 bar)
- Temperature Range**
› -425°F to 1200°F (-254°C to 648°C)
- Materials**
› 316 SS, Alloy 400, Alloy C-276, brass
- Sizes**
› 1/16 to 2 in.



SSP

Founded 1926

Privately owned, third generation business

Modern single-site vertically integrated manufacturing facility

DFARS-compliant raw material

ISO 9001 quality management system

Limited Lifetime Warranty



8250 Boyle Parkway • Twinsburg, OH 44087
330-425-4250 • www.mySSP.com

©2022 SSP Corporation. All rights reserved.

ILQRG-22A